



GOVERNMENT DEGREE COLLEGE, RAYACHOTY, YSR KADAPA DISTRICT, A.P.516269



(Accredited with C grade by NAAC)

IQAC

Report on Analysis of Feedback by Teachers for the academic year 2020-21

The Internal Quality Assurance Cell (IQAC), Government Degree College, Rayachoti has obtained feedback from teachers on each course offered to the students and about academic environment on the campus, using google forms for the Academic year 2020-21. The teachers gave their feedback on the following aspects of the curriculum.

1. Depth and Contents of Syllabus

For this aspect, 33.3% expressed as excellent, 53.7% expressed as good, 12.2% responded with satisfactory and 0.8% responded with need to improve.

2. Size of Syllabus in terms of load on the student

For this aspect, 26% expressed as well balanced, 65% expressed as fair, 6.5% responded with satisfactory, and 2.5% expresses with need to improve.

3. Relevance of the syllabus to real life situations

For this aspect, 42.2% expressed as fully relevant, 51.2% expressed as relevant to some extent and 4.9% responded with less relevant and 1.6% responded with irrelevant.

4. Connectivity with the preceding year syllabus

For this aspect, 34.2% expressed as excellent, 61.8% expressed as good, 2.4% responded with satisfactory and 1.6% expressed with need to improve.

5. Distribution of the teaching hours among course component

For this aspect, 32.5% expressed as excellent, 57.7% expressed as good, 8.2% responded with satisfactory and 1.6% expressed with need to improve.

6. Caters to the needs of the students in the subject

For this aspect, 41.4% expressed as excellent, 50.4% expressed as good, 6.6% responded with satisfactory and 1.6% responded with need to improve.

7. Provides foundation for higher studies

For this aspect, 34.1% expressed as excellent, 62.6% expressed as good, 3.2% responded with satisfactory.

8. Inculcates employability skills among students

For this aspect, 41.5% expressed as excellent, 45.5% expressed as good and 10.6% responded with satisfactory and 2.4% responded with need to improve.

9. Promotes social responsibility among students

For this aspect, 37.4% expressed as excellent, 55.3% expressed as good, and 7.3% responded with satisfactory.

10. Inculcates research ambiance among students

For this aspect, 39% expressed as excellent, 56% expressed as good, 5% responded with satisfactory.

Suggestions were also received from the teachers regarding curriculum and were included in the action taken report.



**IQAC Co - Ordinator
GOVT. DEGREE COLLEGE
RAYACHOTY - 516269
Annamayya Dist., A.P.**



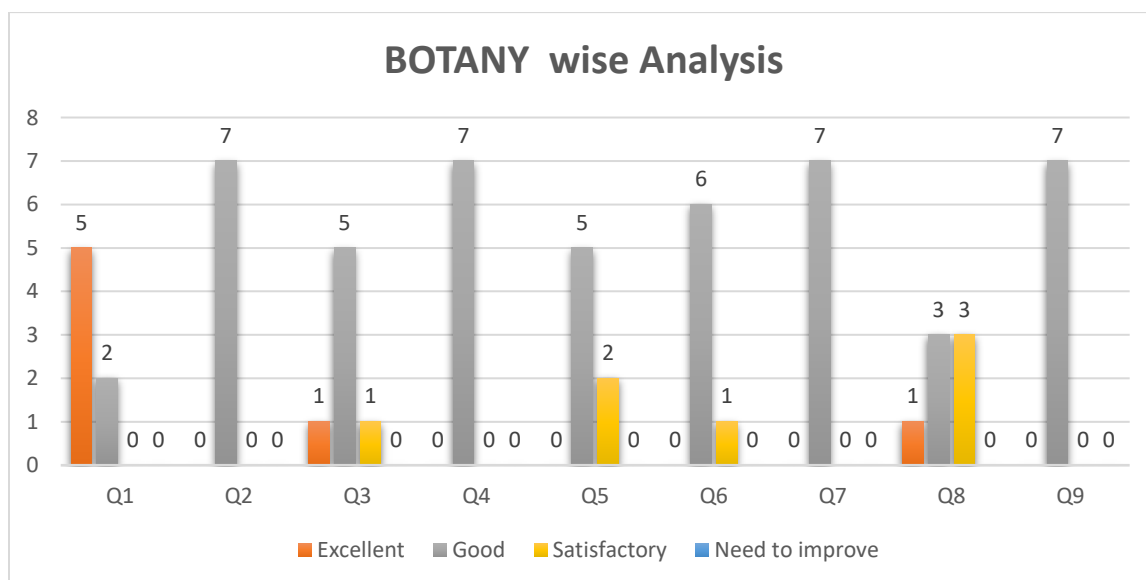
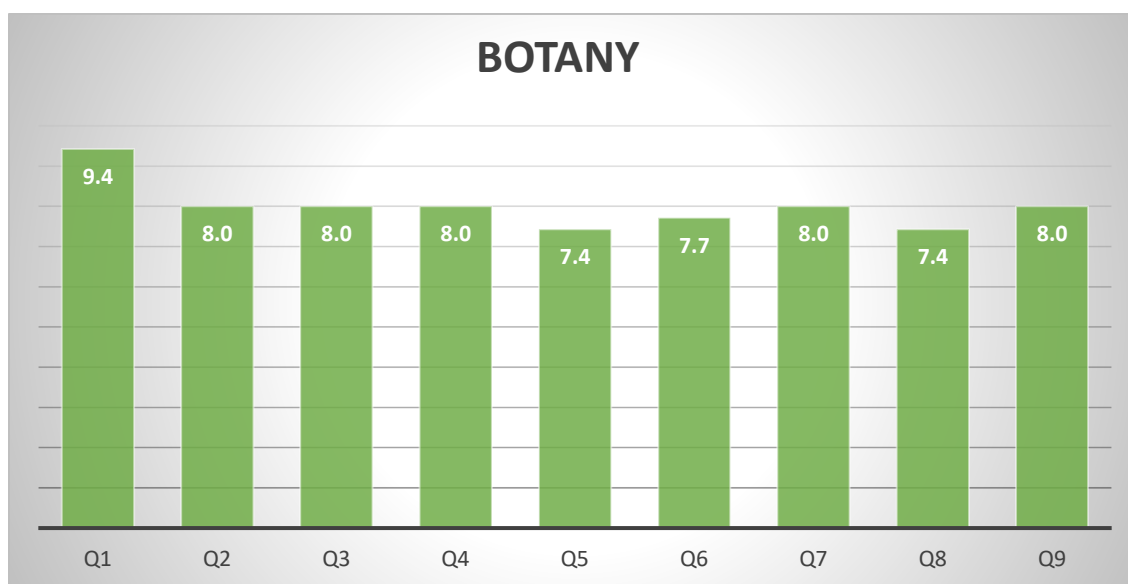
**PRINCIPAL
GOVERNMENT COLLEGE
RAYACHOTY.**

ANALYSIS OF TEACHERS FEEDBACK

2020-21

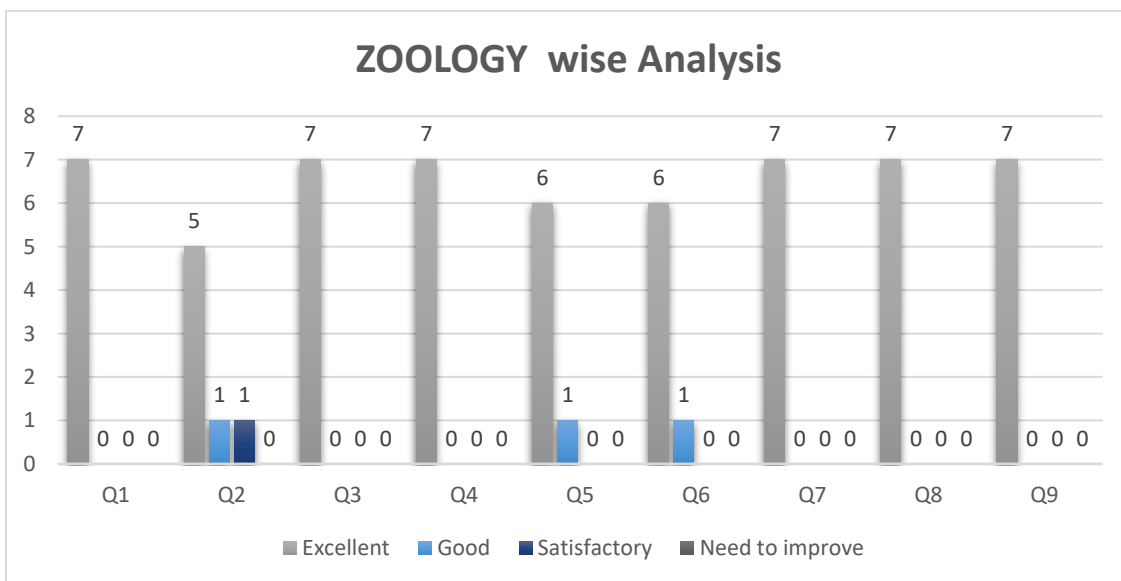
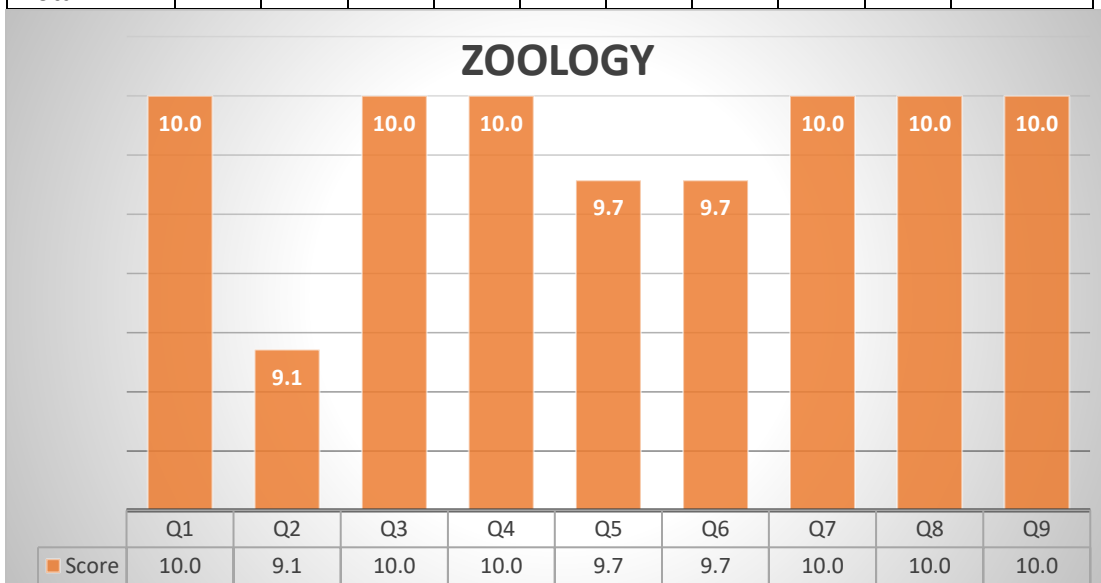
BOTANY

Question	Q1	Q2	Q3	Q4	Q5	Q6	Q7	Q8	Q9	Q10	Average Score
Score	9.4	8.0	8.0	8.0	7.4	7.7	8.0	7.4	8.0	8.3	8.0
Excellent	5	0	1	0	0	0	0	1	0	1	
Good	2	7	5	7	5	6	7	3	7	6	
Satisfactory	0	0	1	0	2	1	0	3	0	0	
Need to improve	0	0	0	0	0	0	0	0	0	0	
Total	7	7	7	7	7	7	7	7	7	7	



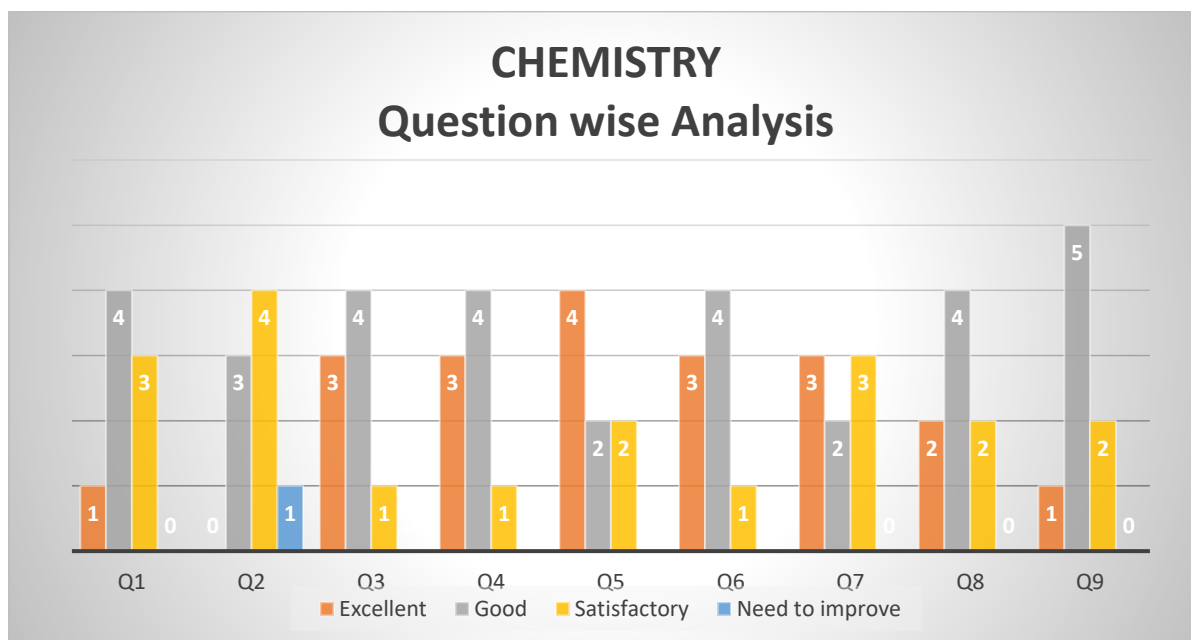
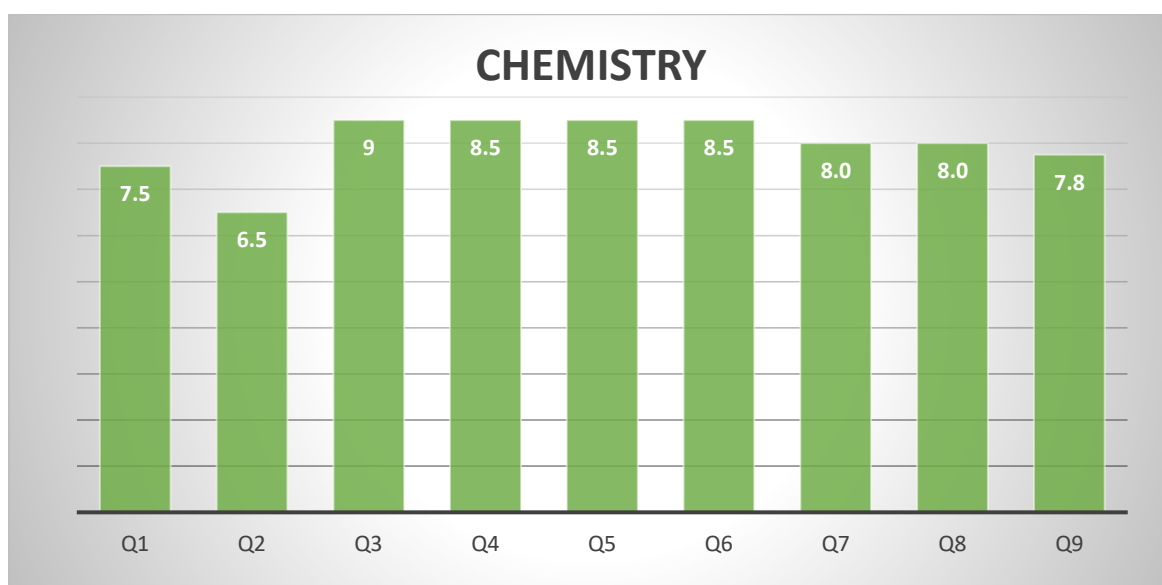
ZOOLOGY

Question	Q1	Q2	Q3	Q4	Q5	Q6	Q7	Q8	Q9	Q10	Average Score
Score	10.0	9.1	10.0	10.0	9.7	9.7	10.0	10.0	10.0	9.7	9.8
Excellent	7	5	7	7	6	6	7	7	7	6	
Good	0	1	0	0	1	1	0	0	0	1	
Satisfactory	0	1	0	0	0	0	0	0	0	0	
Need to improve	0	0	0	0	0	0	0	0	0	0	
Total	7	7	7	7	7	7	7	7	7	7	



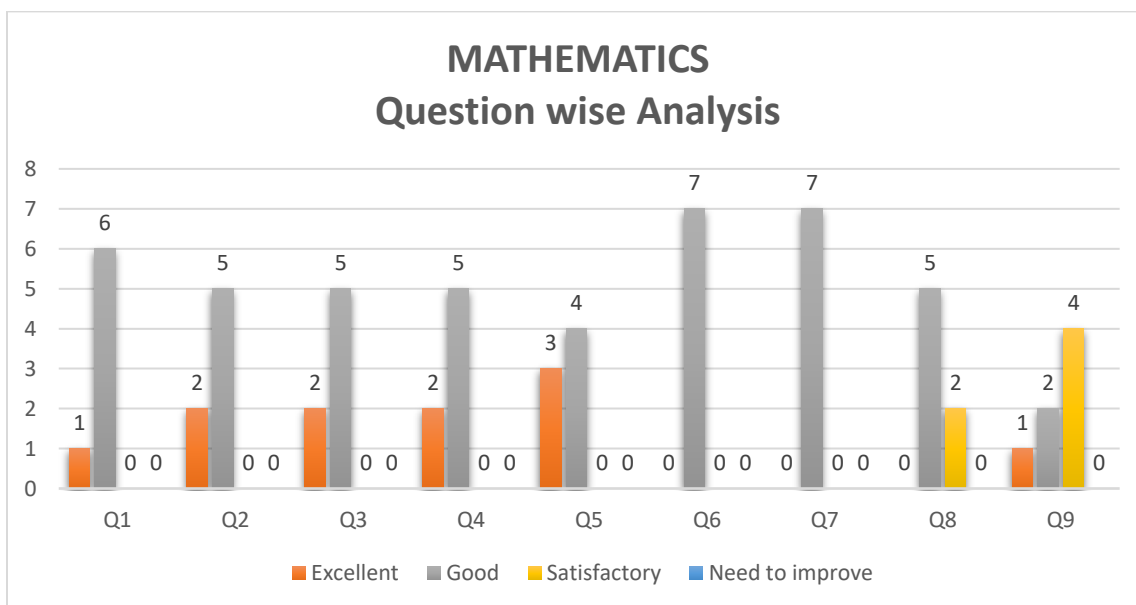
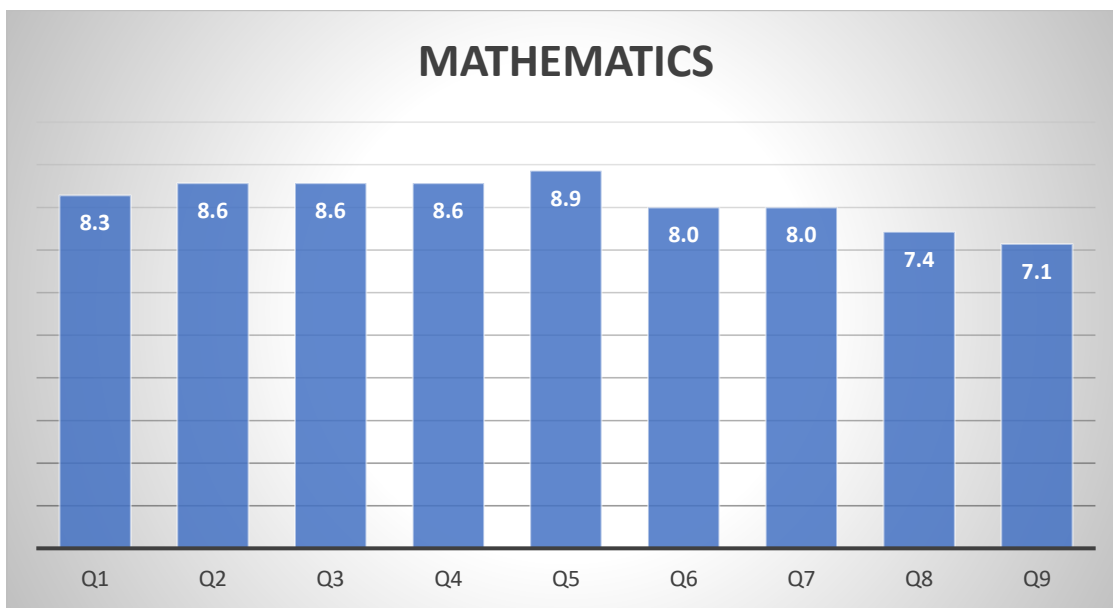
CHEMISTRY

Question	Q1	Q2	Q3	Q4	Q5	Q6	Q7	Q8	Q9	Q10	Average Score
Score	7.5	6.5	9	8.5	8.5	8.5	8.0	8.0	7.8	9.3	8.1
Excellent	1	0	3	3	4	3	3	2	1	5	
Good	4	3	4	4	2	4	2	4	5	3	
Satisfactory	3	4	1	1	2	1	3	2	2	0	
Need to improve	0	1	0	0	0	0	0	0	0	0	
Total	8	8	8	8	8	8	8	8	8	8	



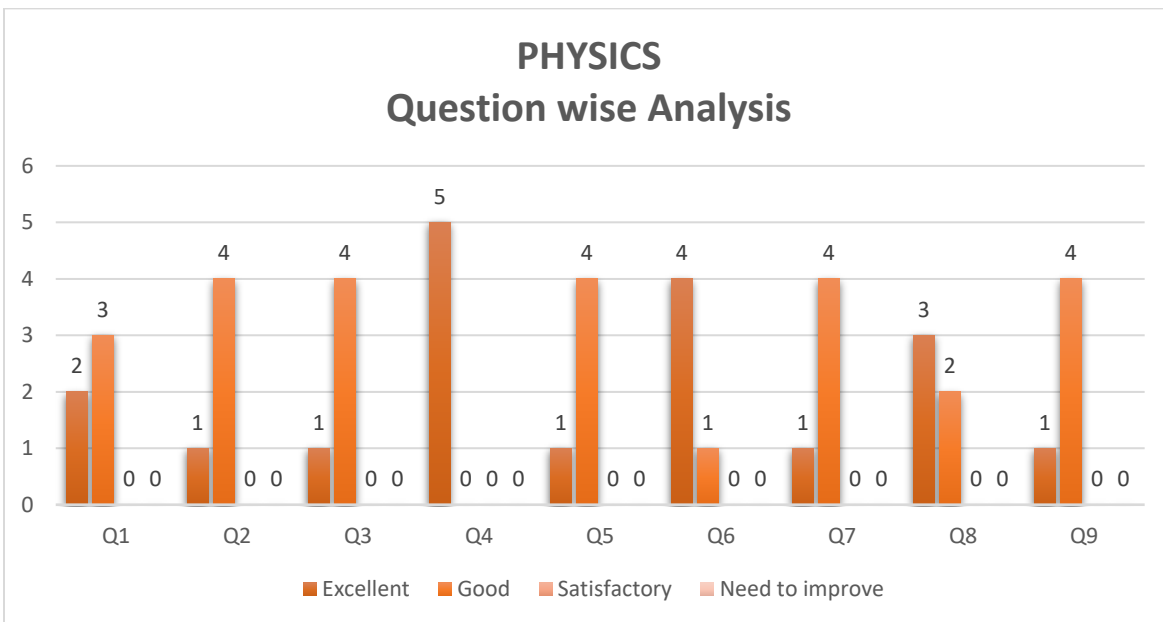
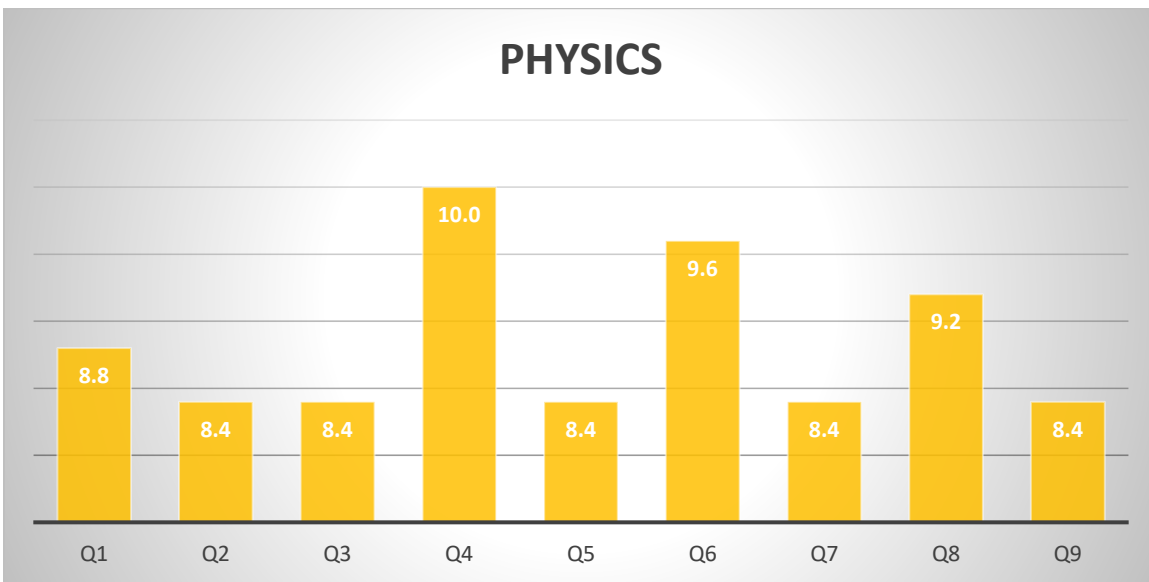
MATHEMATICS

Question	Q1	Q2	Q3	Q4	Q5	Q6	Q7	Q8	Q9	Q10	Average Score
Score	8.3	8.6	8.6	8.6	8.9	8.0	8.0	7.4	7.1	8.0	8.1
Excellent	1	2	2	2	3	0	0	0	1	0	
Good	6	5	5	5	4	7	7	5	2	7	
Satisfactory	0	0	0	0	0	0	0	2	4	0	
Need to improve	0	0	0	0	0	0	0	0	0	0	
Total	7	7	7	7	7	7	7	7	7	7	



PHYSICS

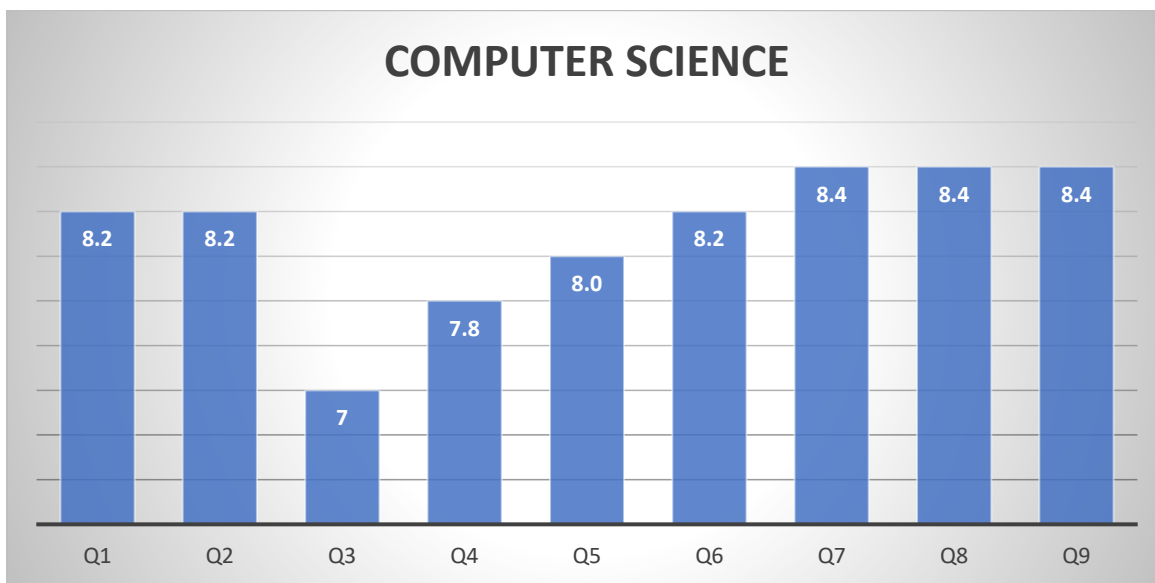
Question	Q1	Q2	Q3	Q4	Q5	Q6	Q7	Q8	Q9	Q10	Average Score
Score	8.8	8.4	8.4	10.0	8.4	9.6	8.4	9.2	8.4	9.6	8.9
Excellent	2	1	1	5	1	4	1	3	1	4	
Good	3	4	4	0	4	1	4	2	4	1	
Satisfactory	0	0	0	0	0	0	0	0	0	0	
Need to improve	0	0	0	0	0	0	0	0	0	0	
Total	5	5	5	5	5	5	5	5	5	5	



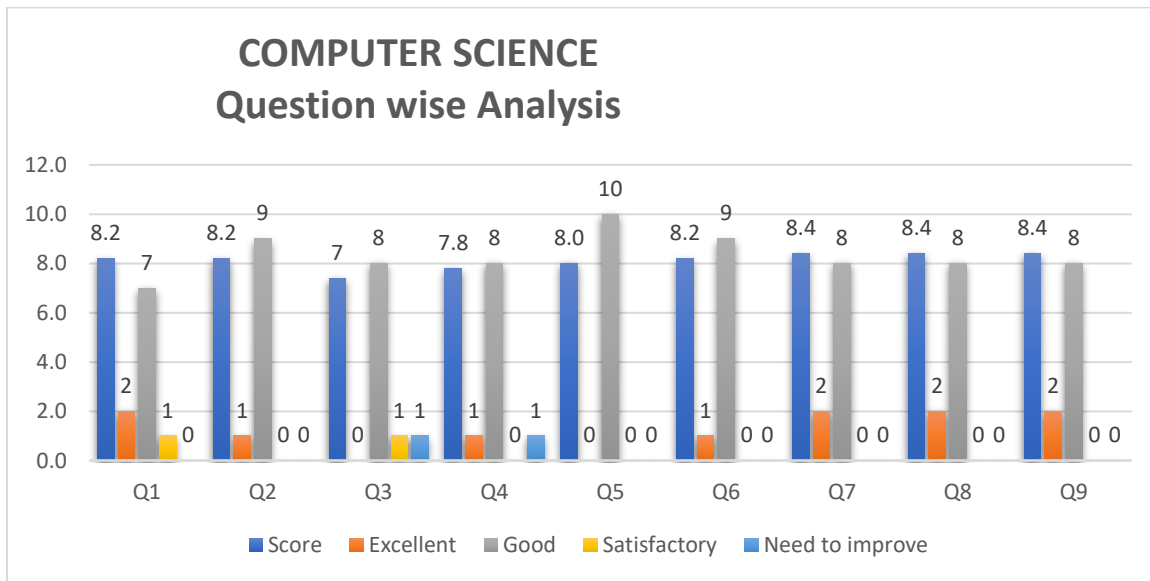
COMPUTER SCIENCE

Question	Q1	Q2	Q3	Q4	Q5	Q6	Q7	Q8	Q9	Q10	Average Score
Score	8.2	8.2	7	7.8	8.0	8.2	8.4	8.4	8.4	8.6	8.2
Excellent	2	1	0	1	0	1	2	2	2	3	
Good	7	9	8	8	10	9	8	8	8	7	
Satisfactory	1	0	1	0	0	0	0	0	0	0	
Need to improve	0	0	1	1	0	0	0	0	0	0	
Total	10	10	10	10	10	10	10	10	10	10	

COMPUTER SCIENCE

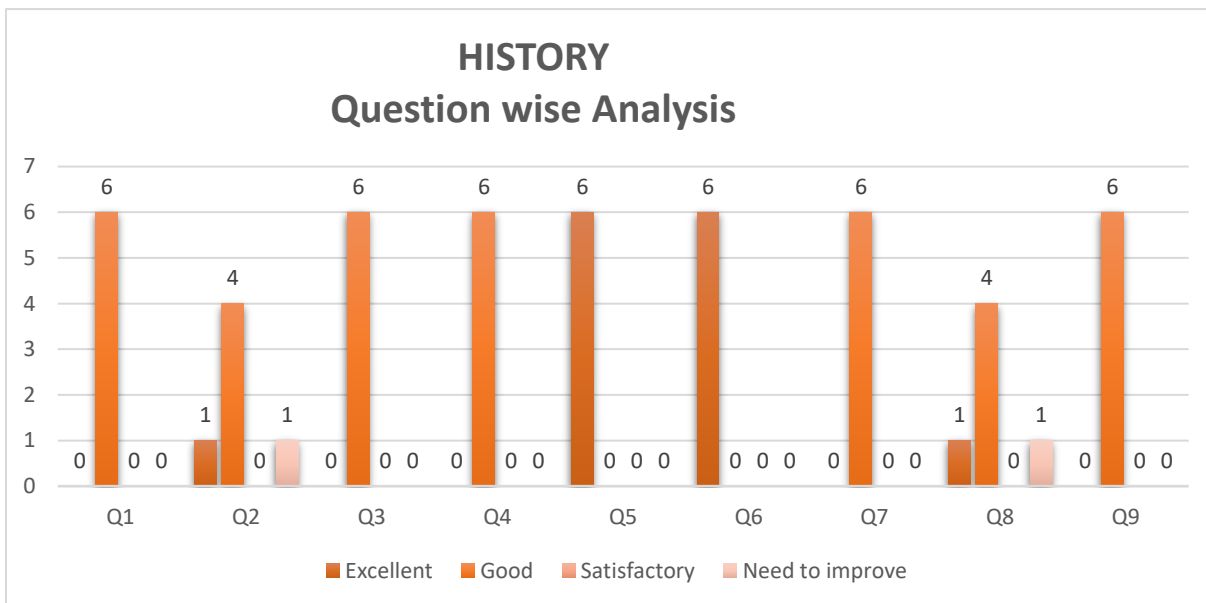
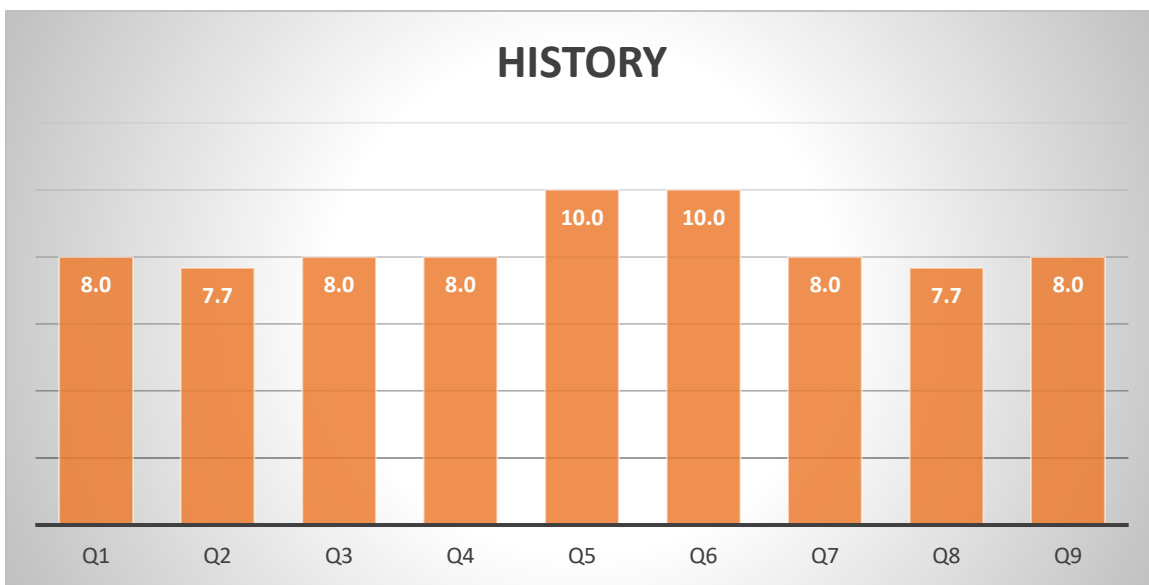


COMPUTER SCIENCE Question wise Analysis



HISTORY

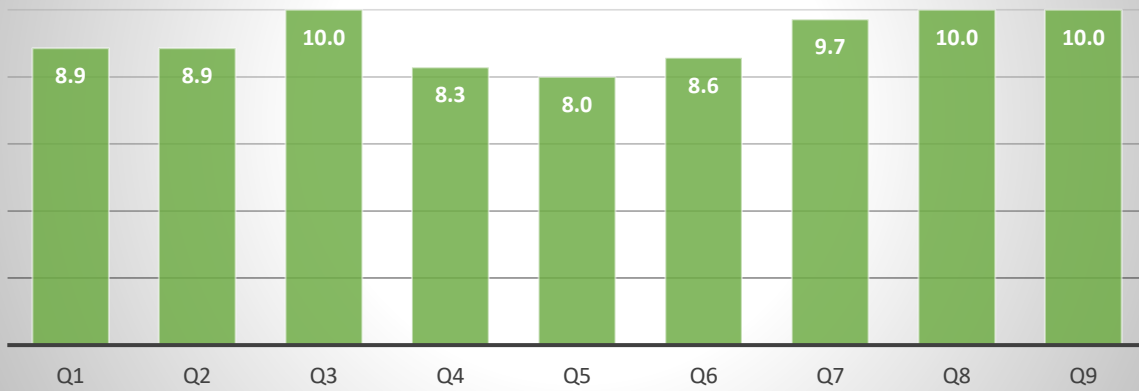
Question	Q1	Q2	Q3	Q4	Q5	Q6	Q7	Q8	Q9	Q10	Average Score
Score	8.0	7.7	8.0	8.0	10.0	10.0	8.0	7.7	8.0	8.0	8.3
Excellent	0	1	0	0	6	6	0	1	0	0	
Good	6	4	6	6	0	0	6	4	6	6	
Satisfactory	0	0	0	0	0	0	0	0	0	0	
Need to improve	0	1	0	0	0	0	0	1	0	0	
Total	6	6	6	6	6	6	6	6	6	6	



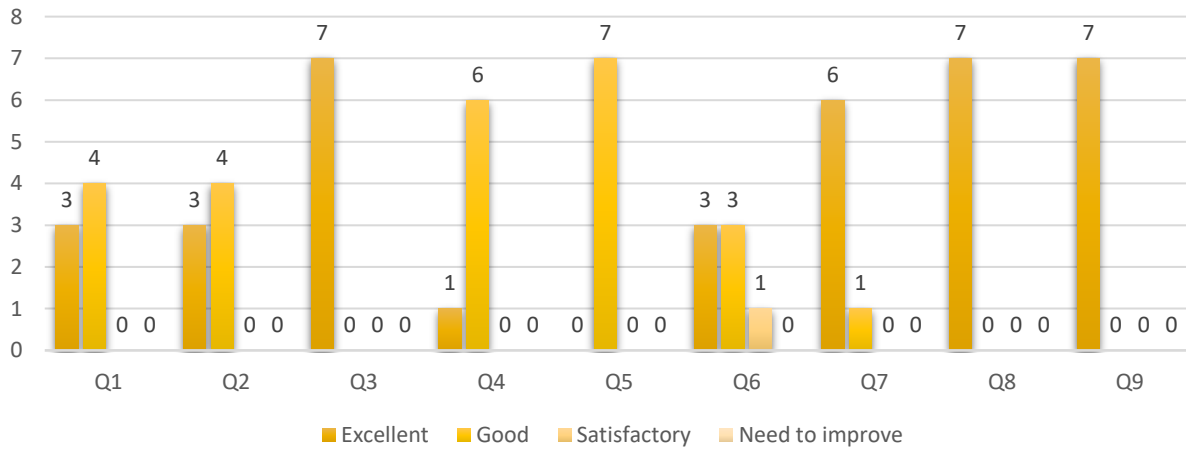
ECONOMICS

Question	Q1	Q2	Q3	Q4	Q5	Q6	Q7	Q8	Q9	Q10	Average Score
Score	8.9	8.9	10.0	8.3	8.0	8.6	9.7	10.0	10.0	8.0	9.0
Excellent	3	3	7	1	0	3	6	7	7	0	
Good	4	4	0	6	7	3	1	0	0	7	
Satisfactory	0	0	0	0	0	1	0	0	0	0	
Need to improve	0	0	0	0	0	0	0	0	0	0	
Total	7	7	7	7	7	7	7	7	7	7	

ECONOMICS

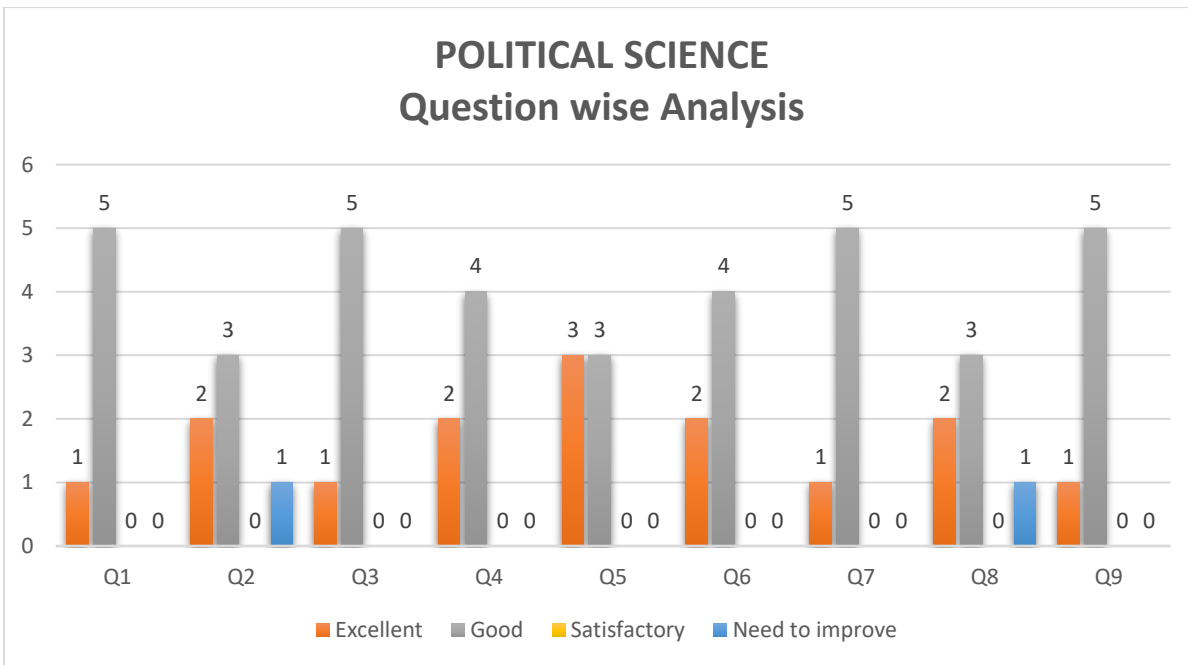
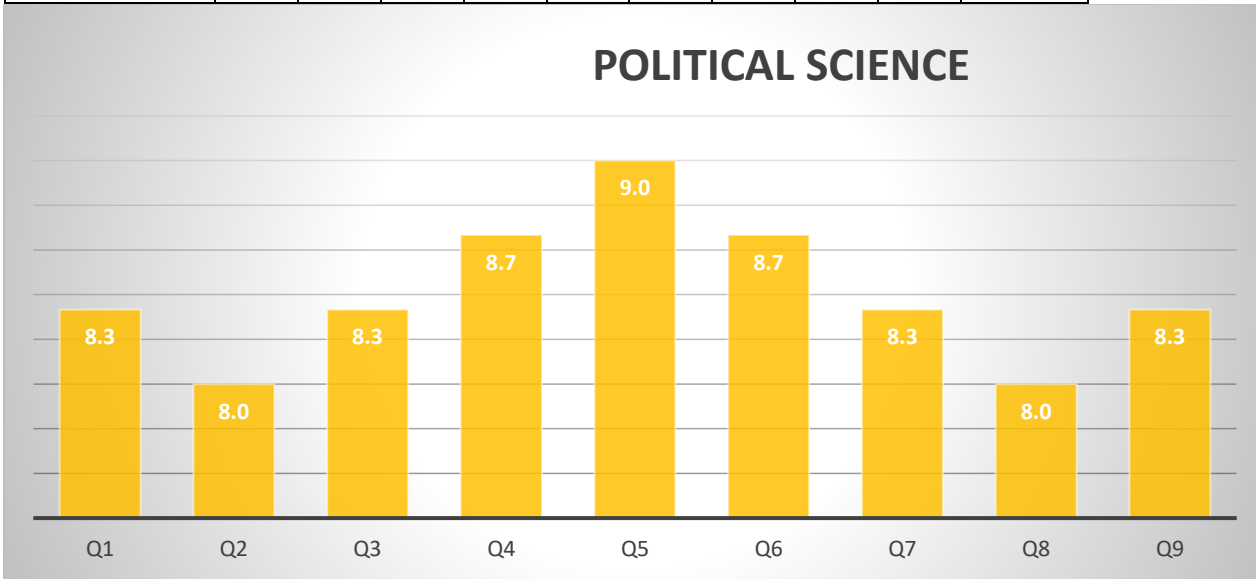


ECONOMICS Question wise Analysis



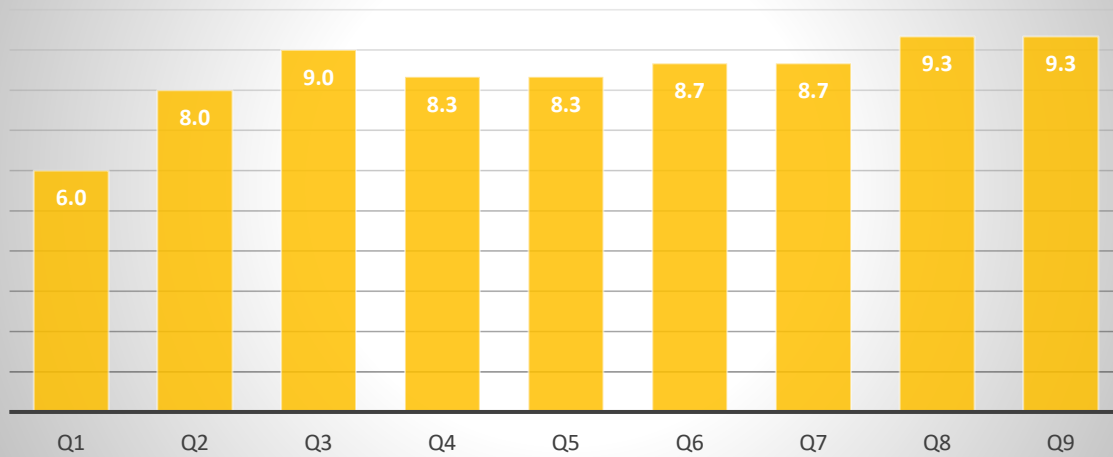
POLITICAL SCIENCE

Question	Q1	Q2	Q3	Q4	Q5	Q6	Q7	Q8	Q9	Q10	Average Score
Score	8.3	8.0	8.3	8.7	9.0	8.7	8.3	8.0	8.3	10.0	8.4
Excellent	1	2	1	2	3	2	1	2	1	6	
Good	5	3	5	4	3	4	5	3	5	0	
Satisfactory	0	0	0	0	0	0	0	0	0	0	
Need to improve	0	1	0	0	0	0	0	1	0	0	
Total	6	6	6	6	6	6	6	6	6	6	

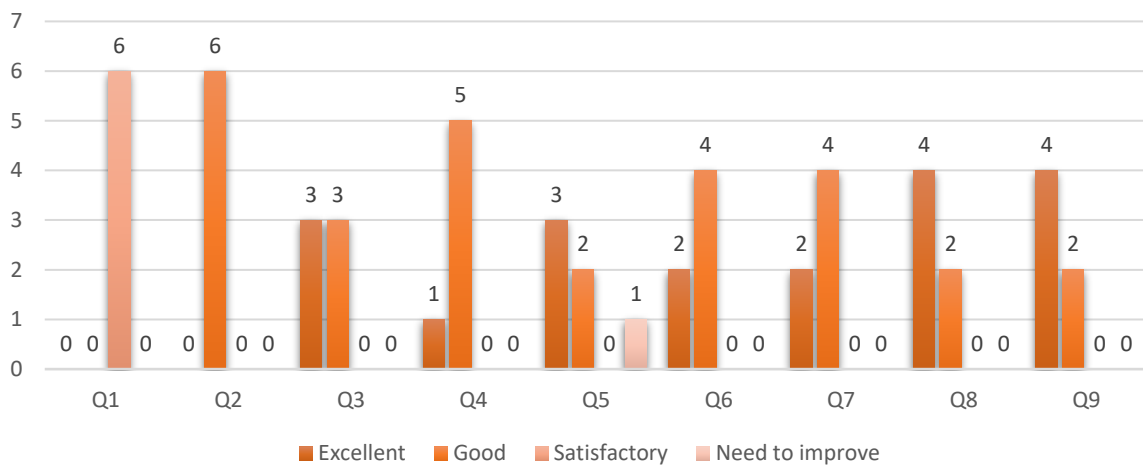


Question	Q1	Q2	Q3	Q4	Q5	Q6	Q7	Q8	Q9	Q10	Average Score
Score	6.0	8.0	9.0	8.3	8.3	8.7	8.7	9.3	9.3	8.3	8.4
Excellent	0	0	3	1	3	2	2	4	4	1	
Good	0	6	3	5	2	4	4	2	2	5	
Satisfactory	6	0	0	0	0	0	0	0	0	0	
Need to improve	0	0	0	0	1	0	0	0	0	0	
Total	6	6	6	6	6	6	6	6	6	6	

HISTORY UM



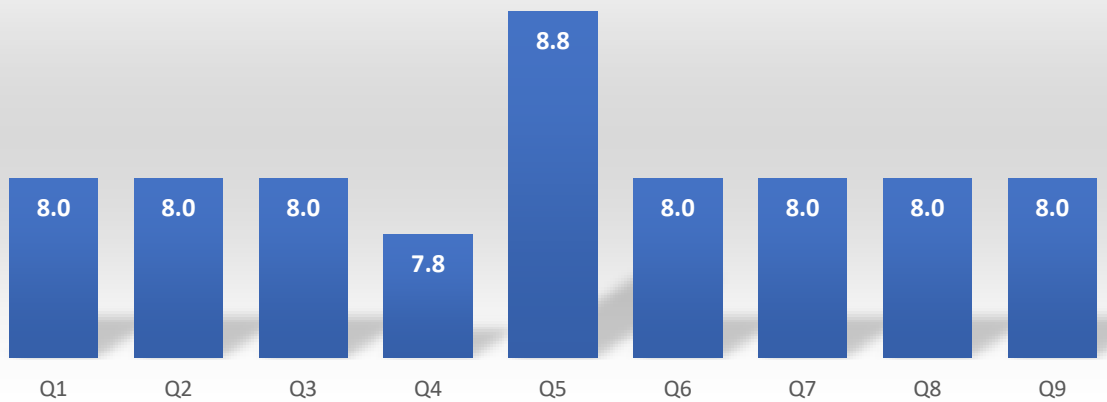
HISTORY UM Question Wise Analysis



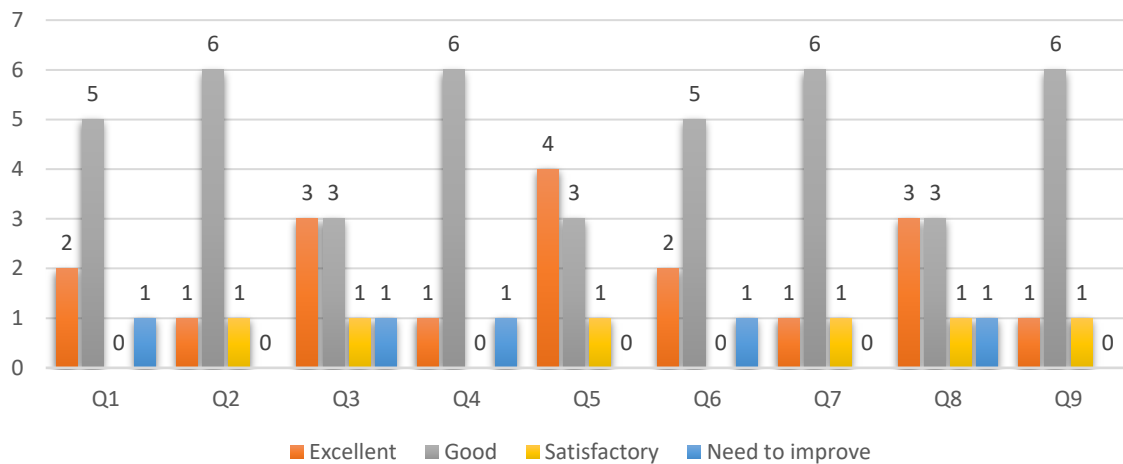
POLITICAL SCIENCE UM

Question	Q1	Q2	Q3	Q4	Q5	Q6	Q7	Q8	Q9	Average Score
Score	8.0	8.0	8.0	7.8	8.8	8.0	8.0	8.0	8.0	8.1
Excellent	2	1	3	1	4	2	1	3	1	
Good	5	6	3	6	3	5	6	3	6	
Satisfactory	0	1	1	0	1	0	1	1	1	
Need to improve	1	0	1	1	0	1	0	1	0	
Total	8	8	8	8	8	8	8	8	8	

POLITICAL SCIENCE (UM)

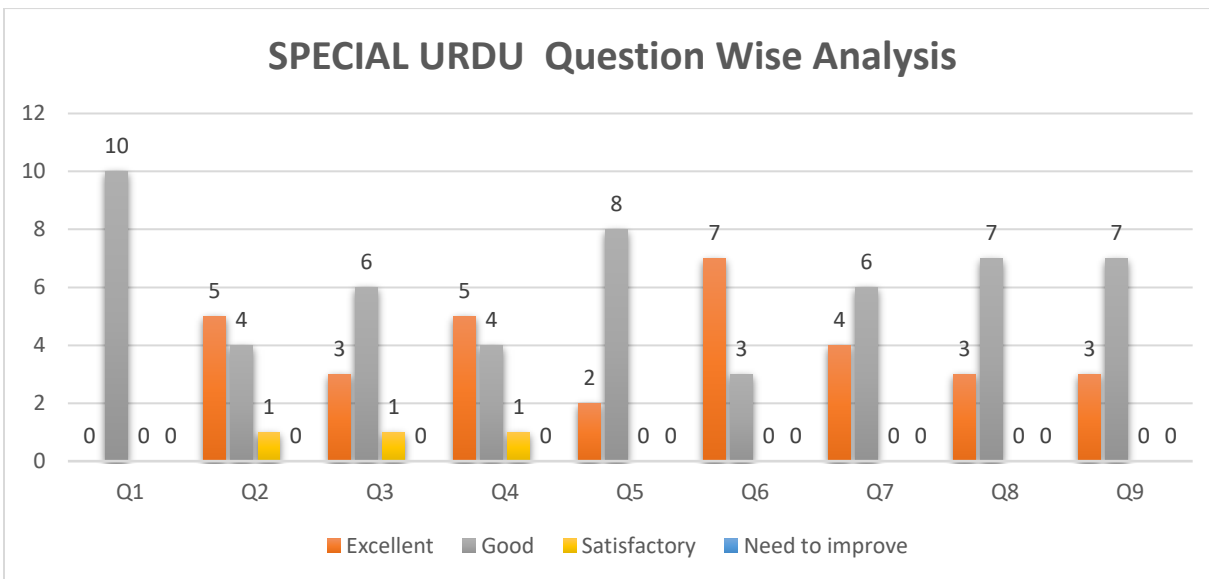
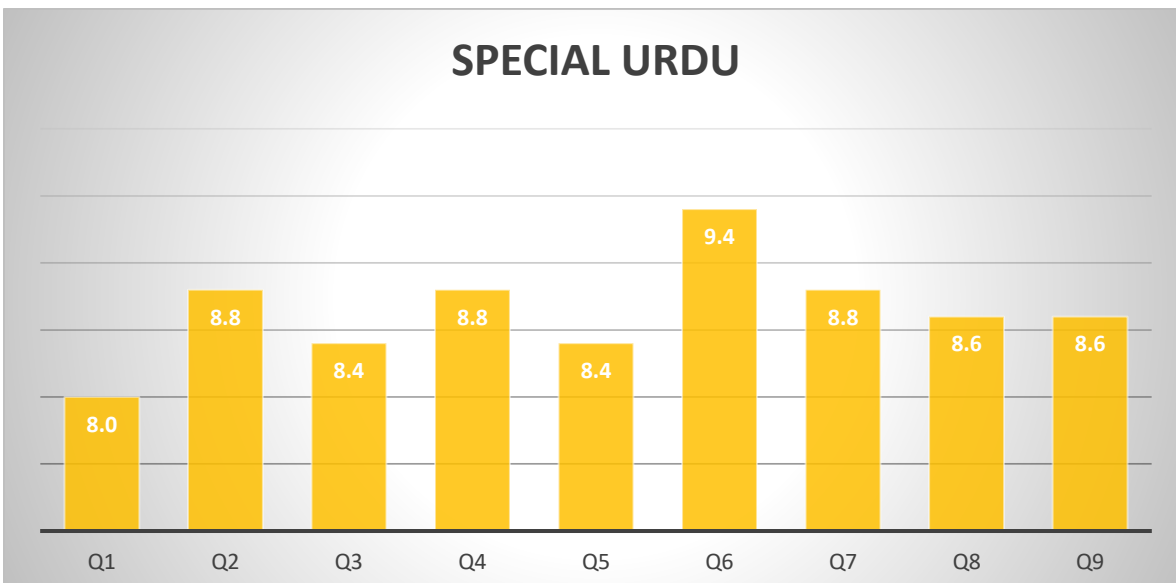


POLITICAL SCIENCE (UM) Question Wise Analysis



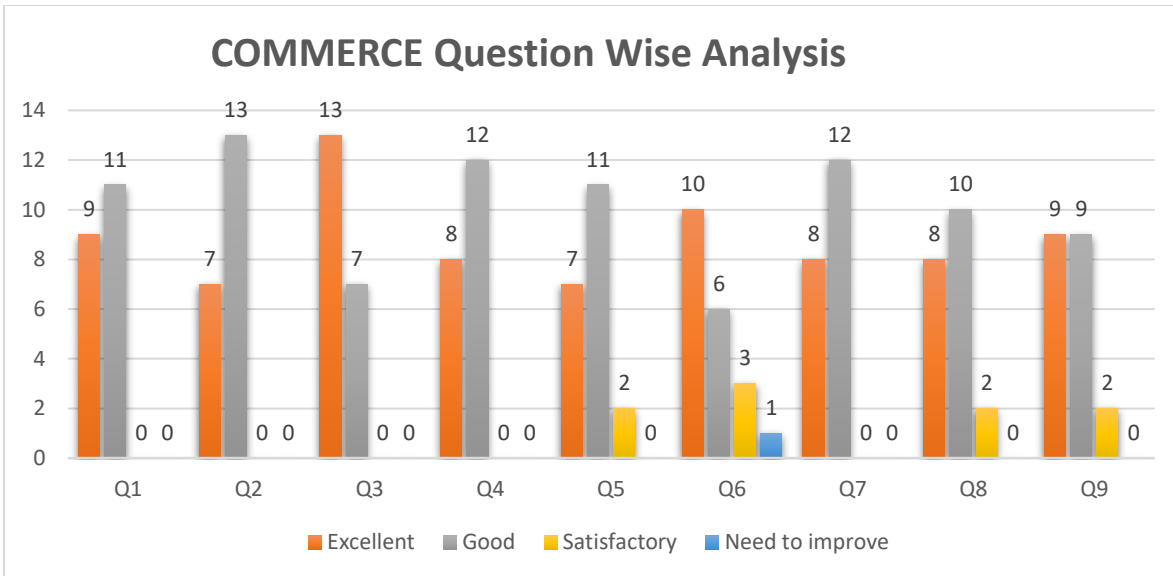
SPECIAL URDU

Question	Q1	Q2	Q3	Q4	Q5	Q6	Q7	Q8	Q9	Q10	Average Score
Score	8.0	8.8	8.4	8.8	8.4	9.4	8.8	8.6	8.6	8.2	8.6
Excellent	0	5	3	5	2	7	4	3	3	2	
Good	10	4	6	4	8	3	6	7	7	7	
Satisfactory	0	1	1	1	0	0	0	0	0	1	
Need to improve	0	0	0	0	0	0	0	0	0	0	
Total	10	10	10	10	10	10	10	10	10	10	



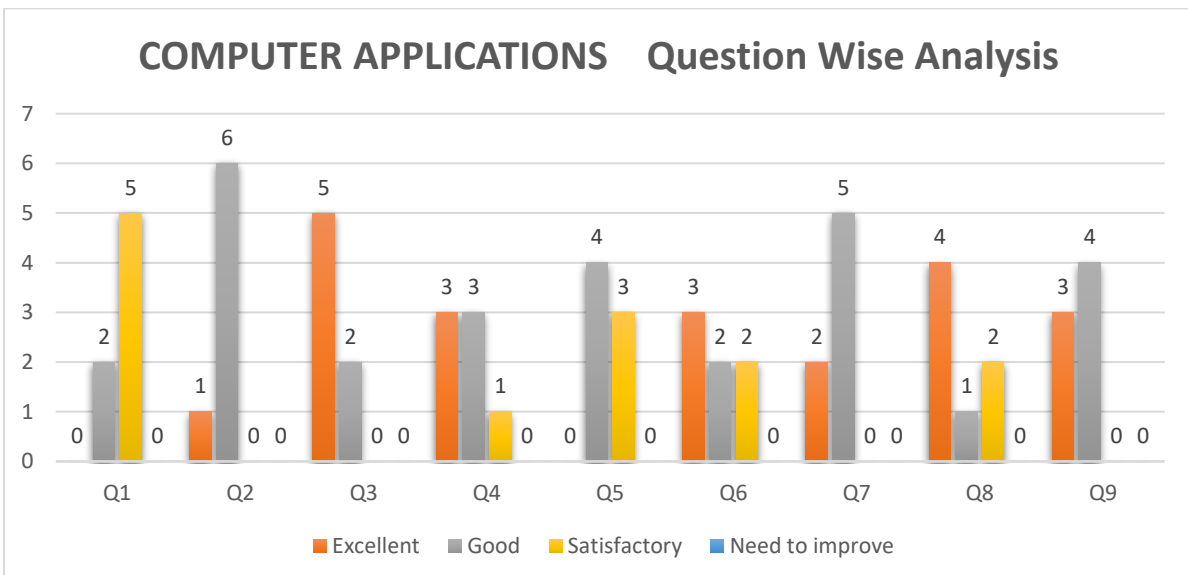
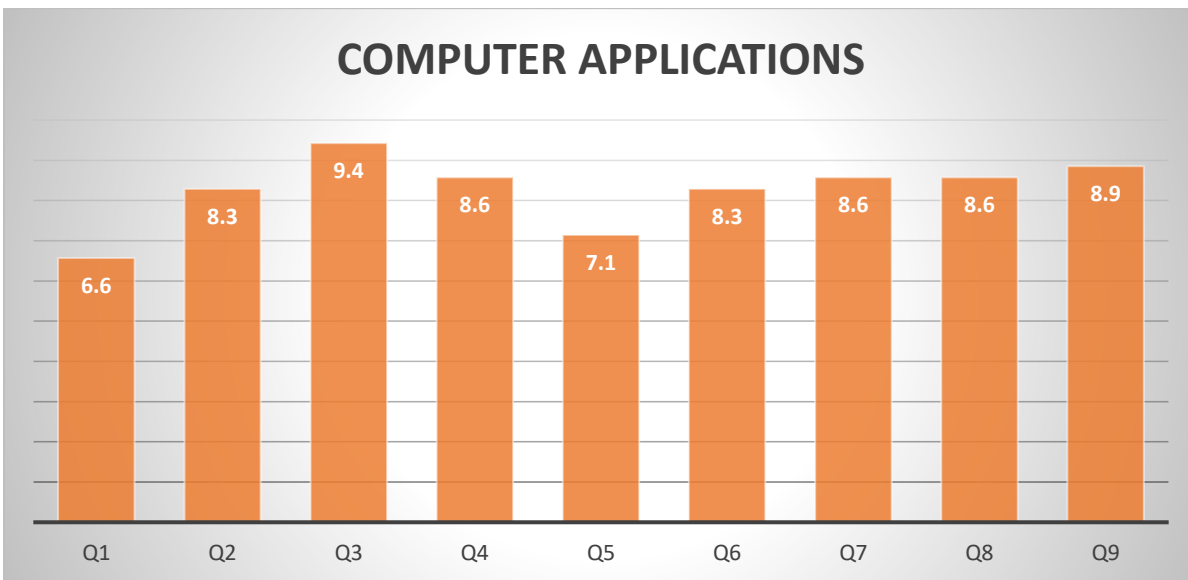
COMMERCE

Question	Q1	Q2	Q3	Q4	Q5	Q6	Q7	Q8	Q9	Q10	Average Score
Score	8.9	8.7	9.3	8.8	8.5	8.5	8.8	8.6	8.7	8.6	8.7
Excellent	9	7	13	8	7	10	8	8	9	9	
Good	11	13	7	12	11	6	12	10	9	8	
Satisfactory	0	0	0	0	2	3	0	2	2	3	
Need to improve	0	0	0	0	0	1	0	0	0	0	
Total	20	20	20	20	20	20	20	20	20	20	



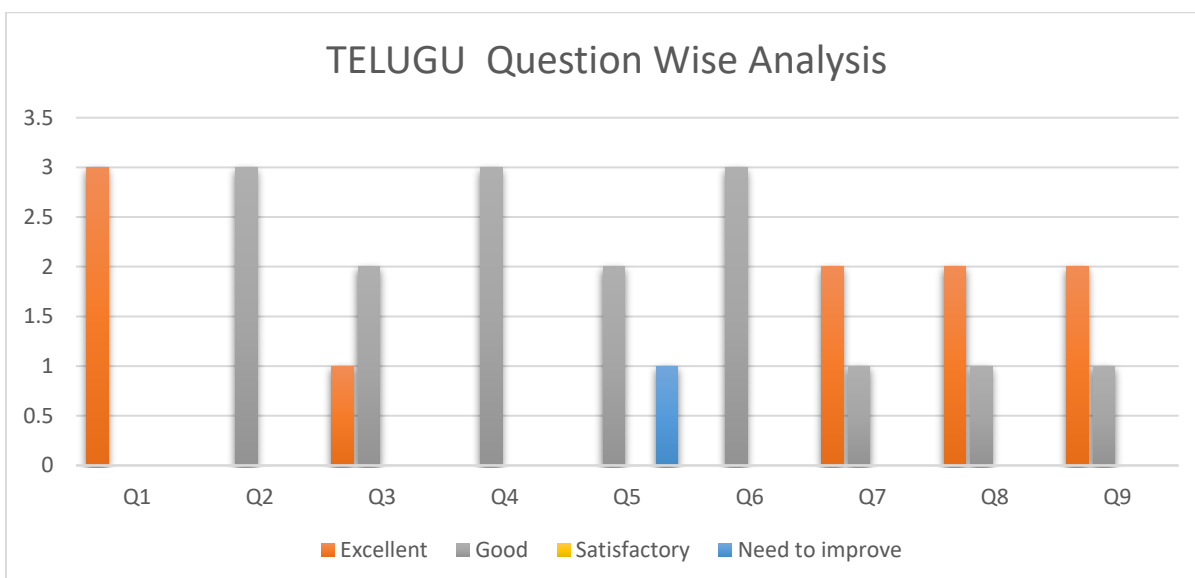
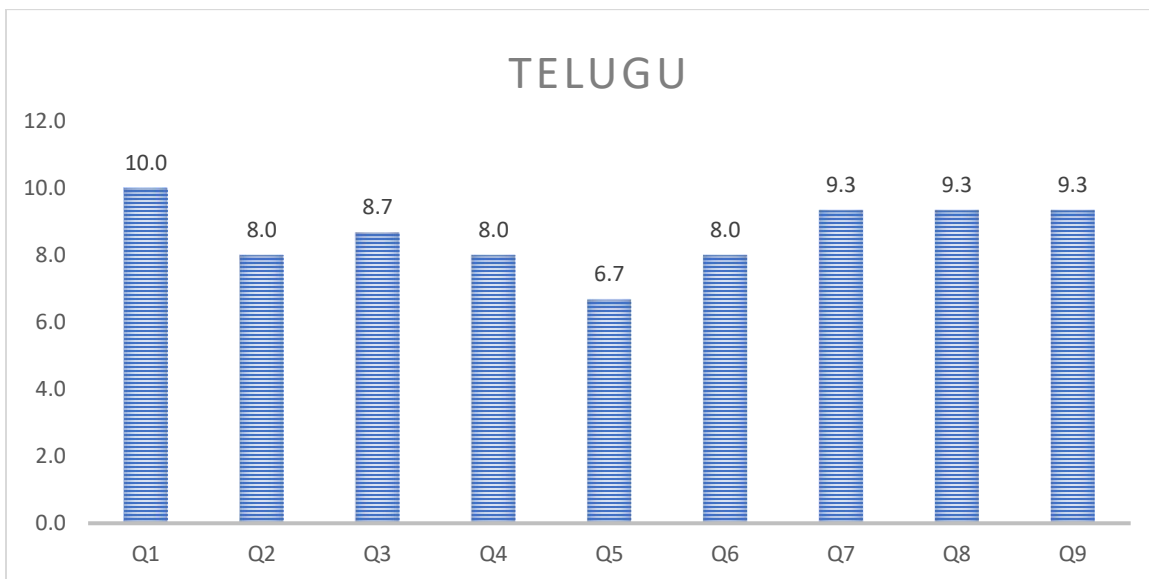
COMPUTER APPLICATIONS

Question	Q1	Q2	Q3	Q4	Q5	Q6	Q7	Q8	Q9	Q10	Average Score
Score	6.6	8.3	9.4	8.6	7.1	8.3	8.6	8.6	8.9	7.7	8.2
Excellent	0	1	5	3	0	3	2	4	3	1	
Good	2	6	2	3	4	2	5	1	4	4	
Satisfactory	5	0	0	1	3	2	0	2	0	2	
Need to improve	0	0	0	0	0	0	0	0	0	0	
Total	7	7	7	7	7	7	7	7	7	7	



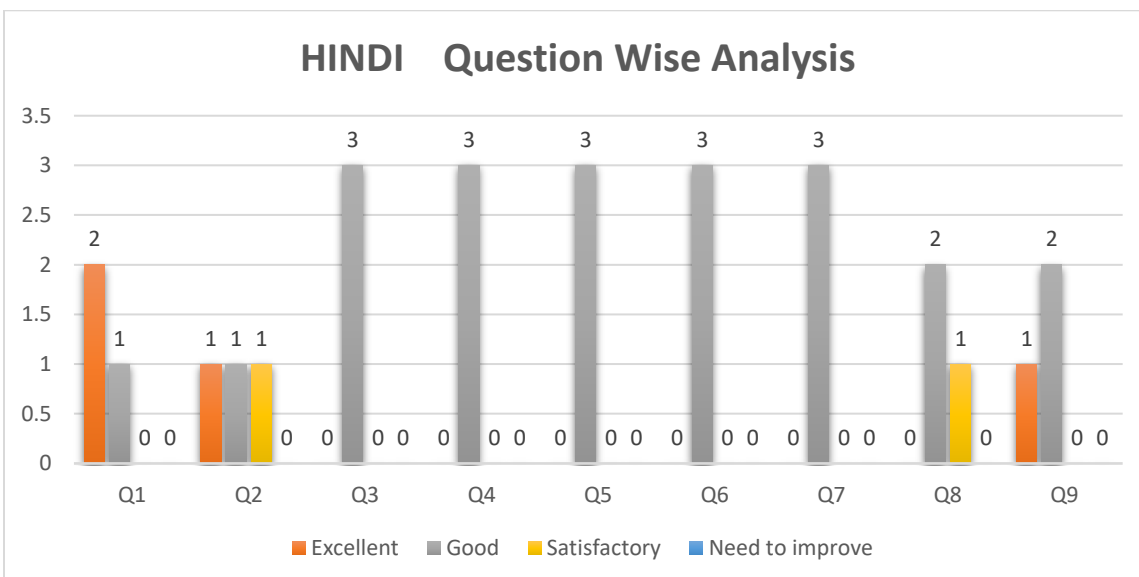
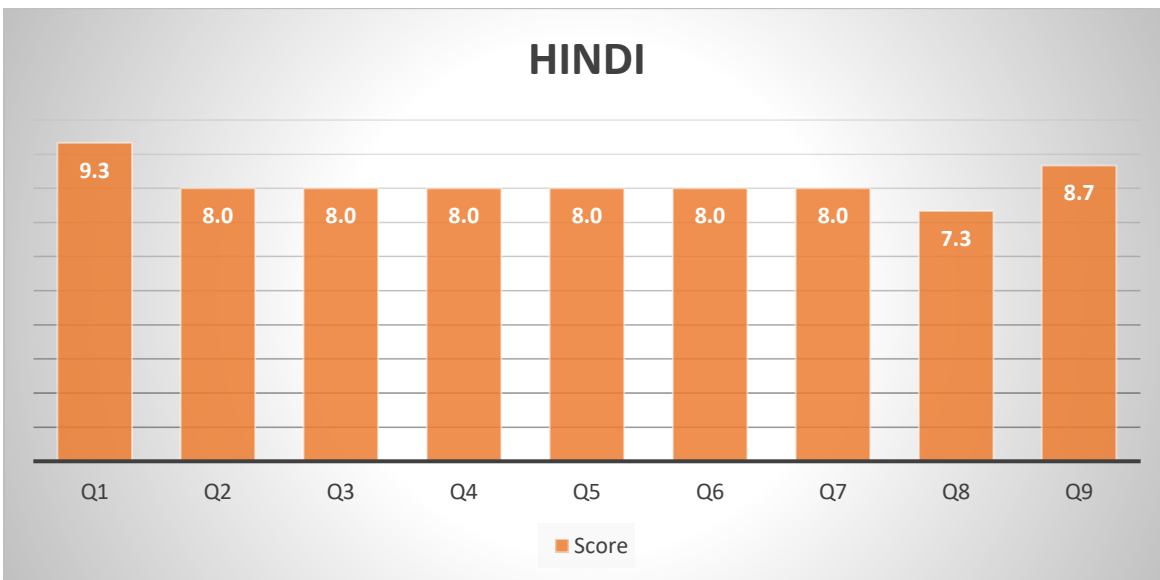
TELUGU

Question	Q1	Q2	Q3	Q4	Q5	Q6	Q7	Q8	Q9	Q10	Average Score
Score	10.0	8.0	8.7	8.0	6.7	8.0	9.3	9.3	9.3	9.3	8.7
Excellent	3	0	1	0	0	0	2	2	2	2	
Good	0	3	2	3	2	3	1	1	1	1	
Satisfactory	0	0	0	0	0	0	0	0	0	0	
Need to improve	0	0	0	0	1	0	0	0	0	0	
Total	3	3	3	3	3	3	3	3	3	3	



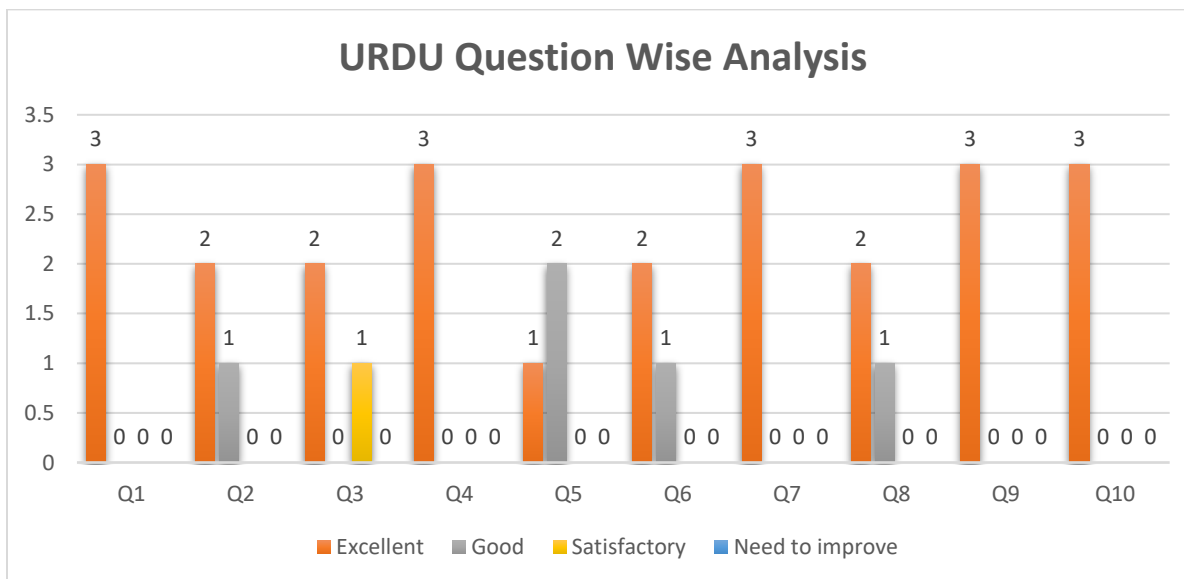
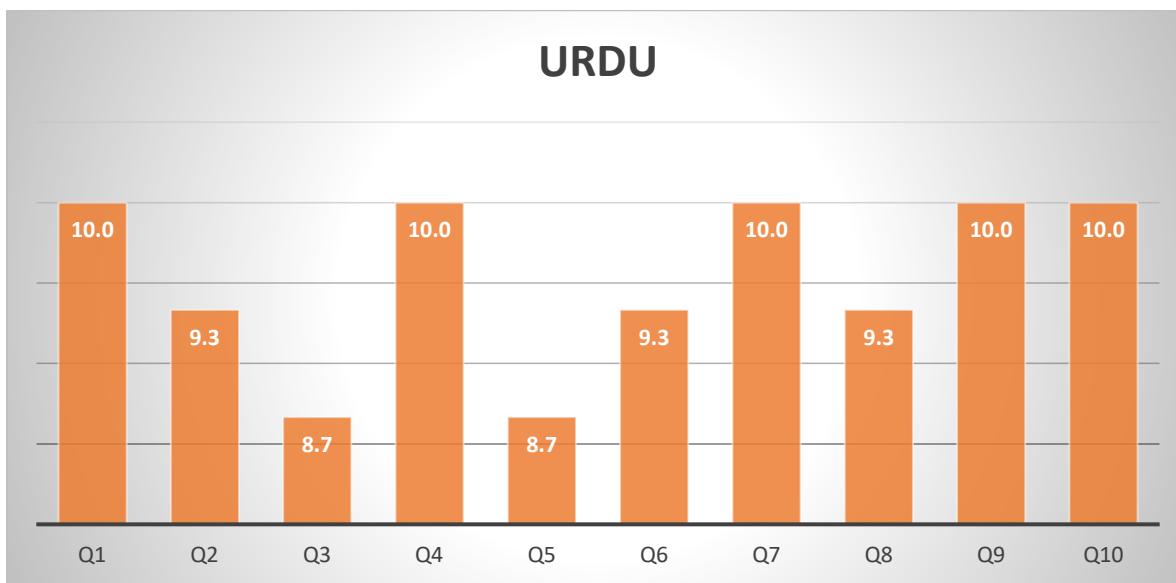
HINDI

Question	Q1	Q2	Q3	Q4	Q5	Q6	Q7	Q8	Q9	Average Score
Score	9.3	8.0	8.0	8.0	8.0	8.0	8.0	7.3	8.7	8.1
Excellent	2	1	0	0	0	0	0	0	1	
Good	1	1	3	3	3	3	3	2	2	
Satisfactory	0	1	0	0	0	0	0	1	0	
Need to improve	0	0	0	0	0	0	0	0	0	
Total	3	3	3	3	3	3	3	3	3	



URDU

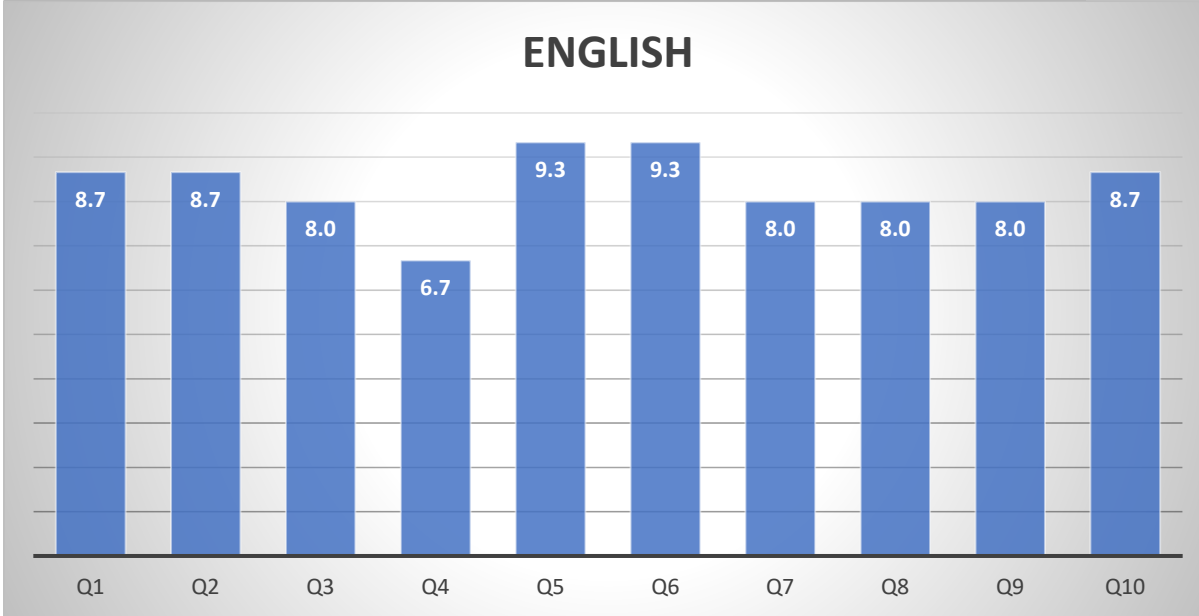
Question	Q1	Q2	Q3	Q4	Q5	Q6	Q7	Q8	Q9	Q10	Average Score
Score	10.0	9.3	8.7	10.0	8.7	9.3	10.0	9.3	10.0	10.0	9.5
Excellent	3	2	2	3	1	2	3	2	3	3	
Good	0	1	0	0	2	1	0	1	0	0	
Satisfactory	0	0	1	0	0	0	0	0	0	0	
Need to improve	0	0	0	0	0	0	0	0	0	0	
Total	3	3	3	3	3	3	3	3	3	3	



ENGLISH

Question	Q1	Q2	Q3	Q4	Q5	Q6	Q7	Q8	Q9	Q10	Average Score
Score	8.7	8.7	8.0	6.7	9.3	9.3	8.0	8.0	8.0	8.7	8.3
Excellent	1	1	1	0	2	2	1	1	1	1	
Good	2	2	1	1	1	1	1	1	1	2	
Satisfactory	0	0	1	2	0	0	1	1	1	0	
Need to improve	0	0	0	0	0	0	0	0	0	0	
Total	3	3	3	3	3	3	3	3	3	3	

ENGLISH



ENGLISH Question Wise Analysis

